



Tiling the Plane

Lesson 1

CCSS Standards: Building on

- [3.G.A](#)


CCSS Standards: Building towards

- [6.G.A.1](#)



© 2019 Open Up Resources | Download for free at openupresources.org.

Let's look at
tiling patterns
and think about
area.



Today's Goal

- ❑ I can explain the meaning of area.




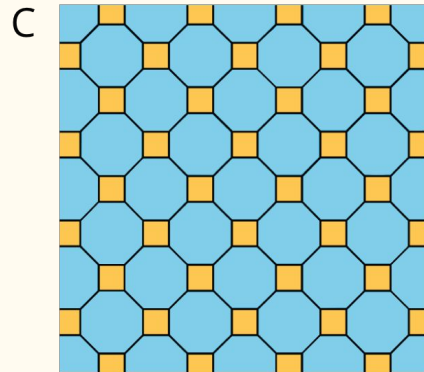
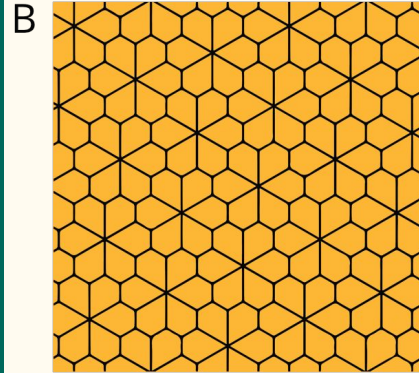

Which One Doesn't Belong: Tilings

Warm Up 1.1

- Which One Doesn't Belong
- Collect & Display




Which one doesn't belong?




Triangle Square Dance (10 min)

Your teacher will assign you to look at Pattern A or B.

In your pattern, which shapes cover more of the plane: blue rhombuses, red trapezoids, or green triangles? Explain how you know.



A.



B.



Are You Ready For More?

On graph paper, create a tiling pattern so that:

- **The pattern has at least two different shapes.**
- **The same amount of the plane is covered by each type of shape.**

We will continue to think about area,
to do and talk about mathematics,
and to learn to use tools strategically.

THINKING...



Today's Goal

- ❑ I can explain the meaning of area.



Definition

The area of a two-dimensional region, measured in square units, is the number of unit squares that cover the region without gaps or overlaps.